

City of Laguna Beach
AGENDA BILL

No:

Meeting Date: 5/23/17

SUBJECT: CITY TREASURER'S MONTHLY REPORT FOR MARCH 2017

SUMMARY OF THE MATTER:

The City Council delegated the investment authority to the City Treasurer and directed her to prepare a monthly report on the City investments. That report has been provided to the City Council with this Agenda Bill and has been provided for public viewing on the City of Laguna Beach website.


The month end balance decreased \$2.5 million to \$97.9 million dollars. Invested funds totaled \$94.7 million dollars. The investments were diversified into high quality, safe securities with durations that will be adequate to meet cash flow requirements.

Interest rates remained high causing the average yield to increase to 1.49%. Marketable securities earned 1.5% and the Local Agency Investment Fund earned 0.82%. Additional investments were City Council approved Assessment District bonds/loans and Essential Employee loans.

The statement from the investment custodian, Union Bank has been attached to the report to provide the detail of transactions that occurred in the marketable securities portfolio during the month.

RECOMMENDATION: It is recommended that the City Council:
Receive and file the City Treasurer's monthly report for March 2017.

Appropriation Requested: \$ None _____

Submitted by 
Laura Parisi, CPA, CCMT, CFIP, City Treasurer

Attached: Investment Report, Custodial Bank
Statement

Approved by: _____
John Pietig, City Manager



City of Laguna Beach Investment Report

March 2017

Honorable Mayor and Members of the City Council,

The requested monthly Investment Report follows. I verify that the investment portfolio is in conformity with California laws and the Treasurer's Investment Policy which is approved annually by the City Council. The Treasurer's cash management program provides sufficient liquidity to meet expenditure requirements for the next six months.

Respectfully submitted,

Laura Parisi, CPA, CCMT, CFIP
City Treasurer

City of Laguna Beach
City Treasurer Monthly Report - Unaudited
For the Month of March 2017

Cash Activity for the Month

Cash and investments, beginning of month	\$ 100,385,391.93
Cash receipts	7,147,464.94
Cash disbursements	(9,630,816.01)
Cash and investments, end of month	\$ 97,896,010.86

Cash and Investment Portfolio at Month-End

	Fair Value	Current Year Cost	Pct. of Total	Avg. Return	Prior Year Cost
Long-term marketable securities					
Federal agency securities	\$ 54,781,321.40	\$ 55,492,922.50	57%	1.53%	\$ 52,956,816.70
Medium-term corporate notes	6,480,575.00	6,500,470.00	7%	1.78%	4,110,895.00
Negotiable Certificates of Deposit - FDIC insured	6,945,966.96	6,945,000.00	7%	1.57%	8,441,000.00
Municipal bonds	4,484,468.90	4,539,982.75	5%	1.80%	2,837,080.00
Supranational security	1,979,550.00	2,000,000.00	2%	1.95%	-
Subtotal	74,671,882.26	75,472,375.25	77%	1.58%	68,345,791.70
Short-term marketable securities					
Slate Local Agency Investment Fund (LAIF)	1,437,984.99	1,439,170.94	1%	0.82%	9,759,682.54
Negotiable Certificates of Deposit - FDIC insured	3,497,645.63	3,493,000.00	4%	1.12%	4,242,876.74
Federal agency securities	5,994,930.00	5,998,300.00	6%	0.92%	1,998,000.00
Medium-term corporate notes	4,191,346.28	4,203,484.61	4%	1.10%	1,000,000.00
Municipal bonds	990,010.00	1,000,000.00	1%	1.00%	-
Supranational security	998,600.00	1,001,790.00	1%	1.00%	-
Subtotal	17,119,536.90	17,135,575.55	18%	1.11%	17,000,559.28
Savings, checking and change funds					
Savings and escrow accounts	459,952.46	459,952.46	0%	0.25% Allowance (a).	411,390.55
Checking accounts	125,255.57	125,255.57	0%	0.00%	353,145.67
Transfer from custodian in transit	20.55	20.55	0%	0.00%	10.27
Petty cash/change funds	5,500.00	5,500.00	0%	0.00%	5,400.00
Subtotal	590,728.58	590,728.58	1%	N.D.	769,946.49
Tax-exempt bond proceeds - Slate LAIF	2,112,678.43	2,114,420.82	2%	0.82%	-
Trustee-held assessment district funds	1,337,927.04	1,337,927.04	1%	0.82%	1,013,280.80
Total cash and marketable securities	95,832,753.22	96,651,027.24	99%	2.12%	87,129,578.27
Assessment district bonds/loans	Not Available	632,993.00	1%	2.12%	-
Essential employee loan program (b).	Not Available	611,990.62	1%	2.00%	633,904.69
Total	\$ 97,896,010.86	\$ 97,896,010.86	100%		\$ 87,763,482.96

(a). The earnings allowance credit applies to funds held by Bank of America and partially offset the bank fees.
(b). Accumulated balance from loan schedules that have not agreed to the city's trial balance.

Cash and Investment Custody (statements and reconciliations are available upon request)

Union Bank Institutional Custody	\$ 90,353,454.72	\$ 91,168,800.41	\$ 75,337,801.97
California Local Agency Investment Fund	3,550,663.43	3,553,591.76	9,759,682.54
Bank of New York Trustee	1,337,927.04	1,337,927.04	1,013,280.80
Bank of America	585,208.03	585,208.03	764,536.22
Citizens Business Bank	0.00	0.00	248,876.74
Internal change funds	5,500.00	5,500.00	5,400.00
Assessment district and essential employee bonds/loans	Not Available	1,244,983.52	633,904.69
Total	\$ 97,896,010.86	\$ 97,896,010.86	\$ 87,763,482.96

City of Laguna Beach
Investment Portfolio Detail - Unaudited
March 31, 2017

	S&P Rating	Investment Type	Far Value	Fair Value (a)	Purchase Price	Premium (Discount)	Purchase or Dated	Maturity Date	Coupon Rate	Purchase Yield (b)	Current Yield (a)	Days to Maturity
(1)	NR	State Investment Pool (LAIF) see note	1,439,170.94 \$	1,437,984.99 \$	1,439,170.94 \$			Today	0.82%	0.82%	0.82%	Today
(2)	NR	LAIF Bond Proceeds see note	2,114,420.82	2,112,678.43	2,114,420.82			Today	0.82%	0.82%	0.82%	Today
(3)	NR	CD Sterling Savings Bank	249,000.00	249,995.00	250,000.00		05/03/13	05/03/17	0.65%	0.65%	0.65%	33
(4)	NR	CD Wells Fargo Bank, National Assn	250,000.00	250,000.00	250,000.00		11/12/15	05/12/17	0.90%	0.90%	0.90%	42
(5)	NR	CD Rancho Santa Fe Thrift & Loan Assn	250,000.00	250,057.50	250,000.00		11/13/15	05/15/17	0.80%	0.80%	0.80%	45
(6)	NR	CD Independent Bank	250,000.00	250,090.00	250,000.00		11/26/14	05/26/17	0.85%	0.85%	0.85%	56
(7)	AA+	Agency Federal Home Loan Bank	2,000,000.00	2,000,560.00	1,999,380.00	(620.00)	12/29/15	06/09/17	1.00%	1.02%	1.00%	70
(8)	A	Corp Pepsico Inc	1,110,000.00	1,110,999.90	1,118,325.00	8,325.00	01/07/13	08/13/17	1.25%	1.08%	1.25%	135
(9)	NR	CD State Bank of India	249,000.00	249,433.26	249,000.00		09/11/14	09/11/17	1.40%	1.40%	1.40%	164
(10)	NR	CD Bank Hapoalim	249,000.00	249,555.27	249,000.00		09/15/14	09/15/17	1.30%	1.30%	1.30%	168
(11)	NR	CD Gold Coast Bank	250,000.00	250,212.50	250,000.00		09/19/12	09/19/17	1.00%	1.00%	1.00%	172
(12)	NR	CD World Financial Capital	245,000.00	245,264.60	245,000.00		09/27/12	09/21/17	1.05%	1.05%	1.05%	174
(13)	NR	CD MURG Union Bank	250,000.00	249,995.00	250,000.00		09/30/14	09/29/17	1.25%	1.25%	1.25%	182
(14)	NR	CD American Express Centurion	250,000.00	251,075.00	250,000.00		10/04/12	10/04/17	1.55%	1.55%	1.54%	187
(15)	AA+	Agency Federal Home Loan Bank	1,000,000.00	999,120.00	1,000,000.00		10/05/15	10/05/17	0.73%	0.73%	0.73%	188
(16)	AA-	Corp Coca-Cola Co	1,000,000.00	998,450.00	999,739.61	(260.39)	03/01/17	10/27/17	0.88%	0.91%	0.88%	210
(17)	NR	CD First Niagara Bk NA NY	250,000.00	250,410.00	250,000.00		10/30/15	10/30/17	1.15%	1.15%	1.15%	213
(18)	AA-	Muni California State - Taxable	1,000,000.00	999,010.00	1,000,000.00		11/25/15	11/01/17	1.00%	1.00%	1.00%	215
(19)	AAA	Supra Intl Bk Recon & Development	1,000,000.00	998,620.00	1,001,790.00	1,790.00	08/25/16	11/15/17	1.00%	0.85%	1.00%	229
(20)	NR	CD Capital One Bank	250,000.00	250,567.50	250,000.00		11/26/14	11/27/17	1.35%	1.35%	1.35%	241
(21)	AA-	Corp Chevron Corp	1,086,000.00	1,084,186.38	1,086,000.00		10/11/16	12/05/17	1.10%	1.10%	1.11%	249
(22)	AA+	Agency Federal Home Loan Bank	1,000,000.00	998,100.00	1,000,000.00		12/28/12	12/28/17	0.84%	0.84%	0.84%	272
(23)	AA+	Agency Federal Farm Credit Bank	1,000,000.00	998,900.00	999,000.00	(1,000.00)	01/22/13	01/22/18	0.94%	0.96%	0.94%	297
(24)	NR	CD Israel Disc Bank New York	250,000.00	250,895.00	250,000.00		01/21/16	01/22/18	1.25%	1.25%	1.24%	297
(25)	AA+	Agency Federal Natl Mtg Assn	1,000,000.00	998,250.00	999,750.00	(250.00)	01/30/13	01/30/18	1.02%	1.03%	1.02%	305
(26)	AA-	Corp IBM	1,000,000.00	998,610.00	999,450.00	(580.00)	09/28/15	02/06/18	1.13%	1.15%	1.13%	312
(27)	NR	CD BMW Bank NA	250,000.00	250,040.00	250,000.00		03/27/15	03/27/18	1.15%	1.15%	1.15%	361
(28)	NR	CD JP Morgan Chase Bank NA	250,000.00	250,385.00	250,000.00		04/10/15	04/10/18	1.30%	1.31%	1.30%	375
(29)	NR	CD Washington Tr	250,000.00	250,597.50	250,000.00		12/15/14	06/15/18	1.40%	1.40%	1.39%	441
(30)	NR	CD Compass Bank	250,000.00	250,790.00	250,000.00		12/23/15	06/25/18	1.50%	1.50%	1.49%	451
(31)	A	Corp John Deere Capital Corp	1,000,000.00	1,001,170.00	1,000,000.00		01/07/16	07/13/18	1.60%	1.60%	1.60%	469
(32)	AA+	Agency Federal Farm Credit Bank	1,000,000.00	995,350.00	1,000,000.00		10/15/15	10/15/18	1.11%	1.11%	1.12%	563
(33)	NR	CD Sallie Mae	250,000.00	251,045.00	250,000.00		10/22/14	10/22/18	1.90%	1.90%	1.89%	570
(34)	NR	CD American Express	250,000.00	251,042.50	250,000.00		10/23/14	10/23/18	1.95%	1.95%	1.94%	571
(35)	AA+	Agency Federal Home Ln Mtg Corp	1,000,000.00	995,920.00	1,000,000.00		10/29/15	10/29/18	1.10%	1.10%	1.10%	577
(36)	NR	CD Hardin County Savings Bank	249,182.96	249,182.96	248,000.00		10/30/15	10/30/18	1.10%	1.10%	1.09%	578
(37)	AAA	Corp Microsoft	1,000,000.00	1,004,190.00	993,150.00	(6,850.00)	12/11/13	12/06/18	1.60%	1.77%	1.62%	615
(38)	AAA	Agency Federal Natl Mtg Assn	2,000,000.00	1,995,180.00	1,997,020.00	(2,980.00)	11/03/15	12/14/18	1.13%	1.13%	1.13%	623
(39)	AA+	Agency Federal Home Ln Mtg Corp	1,000,000.00	1,000,320.00	1,000,000.00		06/17/15	12/17/18	1.35%	1.35%	1.35%	626
(40)	NR	CD Barclays Bank	250,000.00	250,877.50	250,000.00		12/17/14	12/17/18	1.85%	1.85%	1.84%	626
(41)	NR	CD Mercantil Commercebank	250,000.00	250,000.00	250,000.00		12/28/15	12/28/18	1.60%	1.60%	1.59%	637
(42)	AA+	Agency Federal Farm Credit Bank	1,000,000.00	997,300.00	1,000,000.00		10/27/15	01/08/19	1.20%	1.20%	1.20%	648
(43)	NR	CD Key Bank National Assn Ohio	250,000.00	251,820.00	250,000.00		01/20/16	01/22/19	1.55%	1.55%	1.53%	662
(44)	AA+	Agency Federal Farm Credit Bank	1,000,000.00	996,380.00	1,000,000.00		07/28/16	01/28/19	1.11%	1.11%	1.11%	668
(45)	NR	CD Ally Bank	250,000.00	249,405.00	250,000.00		03/25/16	03/25/19	1.35%	1.35%	1.35%	724
(46)	NR	CD Commercial Bank	250,000.00	249,722.50	250,000.00		06/30/15	03/29/19	1.50%	1.50%	1.50%	728
(47)	AA+	Agency Federal Farm Credit Bank	1,520,000.00	1,510,256.80	1,520,000.00		07/06/16	04/05/19	1.03%	1.03%	1.04%	735

City of Laguna Beach
Investment Portfolio Detail - Unaudited
March 31, 2017

	Investment Type	S&P Rating	Par Value	Fair Value (a)	Purchase Price	Premium (Discount)	Purchase or Dated	Maturity Date	Coupon Rate	Purchase Yield (b)	Current Yield (a)	Days to Maturity
(48)	Muni California State - Taxable	AA-	1,000,000.00	1,015,070.00	1,007,080.00	7,080.00	05/02/14	05/01/19	2.25%	2.10%	2.22%	761
(49)	Agency Federal Farm Credit Bank	AA+	1,000,000.00	989,320.00	1,000,000.00		06/27/16	06/27/19	1.12%	1.12%	1.13%	818
(50)	Muni Univ California - Taxable	AA	830,000.00	834,473.70	830,000.00		01/29/15	07/01/19	1.80%	1.80%	1.79%	822
(51)	CD Luana Savings Bank	NR	250,000.00	247,602.50	250,000.00		07/08/16	07/08/19	1.00%	1.00%	1.01%	829
(52)	CD PrivateBank & TC	NR	250,000.00	246,962.50	250,000.00		07/22/16	07/22/19	1.05%	1.05%	1.06%	843
(53)	Agency Federal Home Ln Mig Corp	AA+	1,000,000.00	993,970.00	1,000,000.00		07/26/16	07/26/19	1.25%	1.25%	1.26%	847
(54)	Agency Federal Natl Mtg Assn	AA+	1,000,000.00	986,480.00	1,000,000.00		07/26/16	07/26/19	1.05%	1.05%	1.06%	847
(55)	Agency Federal Natl Mtg Assn	AA+	1,000,000.00	992,400.00	998,970.00	(1,030.00)	07/26/16	07/26/19	1.13%	1.16%	1.14%	847
(56)	Corp Microsoft	AAA	1,000,000.00	989,080.00	1,000,000.00		08/18/16	08/08/19	1.10%	1.10%	1.12%	860
(57)	Agency Federal Natl Mtg Assn	AA+	1,000,000.00	990,020.00	1,000,000.00		08/23/16	08/23/19	1.10%	1.10%	1.11%	875
(58)	Agency Federal Farm Credit Bank	AA+	2,000,000.00	1,980,300.00	2,000,000.00		08/23/16	08/23/19	1.13%	1.13%	1.14%	875
(59)	CD Discover Bank	NR	250,000.00	247,435.00	250,000.00		08/24/16	08/26/19	1.20%	1.20%	1.21%	878
(60)	Agency Federal Natl Mtg Assn	AA+	1,000,000.00	988,780.00	1,000,000.00		09/27/16	09/27/19	1.20%	1.20%	1.21%	910
(61)	Agency Federal Home Ln Mig Corp	AA+	1,000,000.00	996,400.00	1,000,000.00		03/30/16	09/30/19	1.35%	1.35%	1.36%	913
(62)	CD FSG Bank Chattanooga TN	NR	250,000.00	252,915.00	250,000.00		02/11/15	10/11/19	1.50%	1.50%	1.48%	924
(63)	Agency Federal Farm Credit Bank	AA+	1,000,000.00	992,420.00	1,000,000.00		10/30/15	10/30/19	1.37%	1.36%	1.37%	941
(64)	Agency Federal Farm Credit Bank	AA+	1,000,000.00	992,960.00	1,000,000.00		12/02/15	12/02/19	1.64%	1.64%	1.65%	976
(65)	Corp Pfizer	A	1,000,000.00	999,140.00	1,002,320.00	2,320.00	11/21/16	12/15/19	1.70%	1.62%	1.70%	989
(66)	Agency Federal Natl Mtg Assn	AA+	1,000,000.00	982,410.00	1,000,000.00		06/30/16	12/30/19	1.15%	1.15%	1.17%	1,004
(67)	Agency Federal Farm Credit Bank	AA+	1,000,000.00	986,150.00	1,000,000.00		07/06/16	01/06/20	1.20%	1.20%	1.22%	1,011
(68)	Agency Federal Farm Credit Bank	AA+	1,000,000.00	983,480.00	999,350.00	(650.00)	07/13/16	01/13/20	1.24%	1.26%	1.26%	1,018
(69)	CD Synchrony Bank	NR	250,000.00	252,550.00	250,000.00		01/30/15	01/30/20	1.80%	1.80%	1.77%	1,035
(70)	Agency Federal Farm Credit Bank	AA+	1,000,000.00	992,640.00	1,000,000.00		02/24/16	02/24/20	1.40%	1.40%	1.41%	1,060
(71)	Agency Federal Natl Mtg Assn	AA+	1,000,000.00	994,550.00	1,000,000.00		11/30/16	02/26/20	1.50%	1.50%	1.51%	1,062
(72)	CD RiverWood Bank	NR	250,000.00	252,777.50	250,000.00		09/29/15	03/30/20	1.65%	1.65%	1.62%	1,095
(73)	CD Goldman Sac for GE Capital Bank	NR	250,000.00	251,702.50	250,000.00		04/13/15	04/13/20	1.80%	1.80%	1.78%	1,127
(74)	CD CIT Bank	NR	250,000.00	251,662.50	250,000.00		05/28/15	05/28/20	2.00%	2.00%	1.98%	1,154
(75)	Agency Federal Home Loan Bank	AA+	1,000,000.00	999,980.00	1,000,000.00		12/30/16	06/30/20	1.85%	1.85%	1.85%	1,187
(76)	Agency Federal Farm Credit Bank	AA+	1,000,000.00	975,530.00	1,000,000.00		07/20/16	07/20/20	1.32%	1.32%	1.35%	1,207
(77)	CD Celtic Bank	NR	250,000.00	246,042.50	250,000.00		07/26/16	07/27/20	1.20%	1.20%	1.22%	1,214
(78)	CD Capital One, National Assn	NR	250,000.00	253,870.00	250,000.00		08/19/15	08/19/20	2.40%	2.40%	2.36%	1,237
(79)	CD Goldman Sachs Bank NY	NR	250,000.00	254,280.00	250,000.00		08/26/15	08/26/20	2.35%	2.35%	2.31%	1,244
(80)	Agency Federal Natl Mtg Assn	AA+	1,000,000.00	972,080.00	1,000,000.00		09/29/16	09/29/20	1.30%	1.30%	1.34%	1,278
(81)	CD Worlds Foremost BK NB	NR	200,000.00	202,724.00	200,000.00		09/30/15	09/30/20	2.30%	2.30%	2.27%	1,279
(82)	Agency Federal Farm Credit Bank	AA+	1,000,000.00	981,200.00	1,000,000.00		07/19/16	10/19/20	1.38%	1.38%	1.40%	1,297
(83)	CD HSBC Bank USA, NA - Step	NR	250,000.00	250,805.00	250,000.00		11/17/15	11/17/20	1.60%	1.60%	1.59%	1,327
(84)	Agency Farmer Mac	A	1,000,000.00	1,004,030.00	1,000,000.00		12/29/16	01/15/21	2.00%	2.00%	1.99%	1,386
(85)	Agency Federal Farm Credit Bank	AA+	340,000.00	330,813.20	339,405.00	(595.00)	07/19/16	01/19/21	1.42%	1.46%	1.46%	1,390
(86)	Agency Federal Farm Credit Bank	AA+	2,000,000.00	1,930,660.00	2,000,000.00		07/19/16	01/19/21	1.44%	1.44%	1.49%	1,390
(87)	Agency Federal Home Ln Mig Corp	AA+	870,000.00	846,301.20	1,644,177.50	(822.50)	03/29/17	03/29/21	2.00%	2.01%	2.00%	1,459
(88)	CD First Business Bk Madison WI	NR	250,000.00	245,295.00	250,000.00		05/13/16	05/13/21	1.50%	1.50%	1.53%	1,504
(89)	Muni Calif Regis Med C tr Pooled Rev	AA-	825,000.00	802,164.00	823,902.75	(1,097.25)	10/11/16	05/15/21	1.62%	1.62%	1.67%	1,506
(90)	Muni Ca Univ Rgts-Txbl-L	AA-	1,000,000.00	986,460.00	1,000,000.00		06/30/16	05/15/21	1.78%	1.78%	1.81%	1,506
(91)	Corp Chevron Corp	AA-	1,500,000.00	1,486,815.00	1,500,000.00		05/26/16	05/16/21	2.10%	2.10%	2.12%	1,597
(92)	Agency Federal Home Loan Bank	AA+	920,000.00	904,304.80	920,000.00		06/21/16	06/14/21	1.64%	1.64%	1.67%	1,536
(93)	Agency Federal Natl Mtg Assn	AA+	1,000,000.00	976,240.00	1,000,000.00		07/27/16	07/27/21	1.50%	1.50%	1.54%	1,579
(94)	Agency Federal Natl Mtg Assn	AA+	1,000,000.00	975,580.00	1,000,000.00		07/28/16	07/28/21	1.50%	1.50%	1.54%	1,580
(95)	Agency Federal Natl Mtg Assn	AA+	2,825,000.00	2,730,701.50	2,825,000.00		07/28/16	07/28/21	1.60%	1.60%	1.66%	1,580

City of Laguna Beach
Investment Portfolio Detail - Unaudited
March 31, 2017

	S&P Rating	Par Value	Fair Value (a)	Purchase Price	Premium (Discount)	Purchase or Dated	Maturity Date	Coupon Rate	Purchase Yield (b)	Current Yield (a)	Days to Maturity
(96) Agency Federal Natl Mtg Assn	AA+	1,000,000.00	968,770.00	1,000,000.00		08/25/16	08/25/21	1.40%	1.40%	1.45%	1,608
(97) CD Beneficial Bank	NR	250,000.00	243,482.50	250,000.00		09/12/16	09/13/21	1.50%	1.50%	1.53%	1,627
(98) Agency Federal Home Ln Mtg Corp	AA+	1,000,000.00	966,330.00	1,000,000.00		09/29/16	09/29/21	1.65%	1.65%	1.71%	1,643
(99) Agency Federal Home Ln Mtg Corp	AA+	1,000,000.00	969,920.00	1,000,000.00		09/30/16	09/30/21	1.60%	1.60%	1.65%	1,644
(100) Agency Federal Natl Mtg Assn	AA+	1,250,000.00	1,210,875.00	1,250,000.00		10/28/16	10/28/21	1.60%	1.60%	1.65%	1,672
(101) CD Everbank	NR	250,000.00	242,595.00	250,000.00		11/04/16	11/04/21	1.50%	1.50%	1.55%	1,679
(102) Supra Intl Bk Recon & Development	AAA	1,000,000.00	979,550.00	1,000,000.00		11/23/16	11/23/21	1.75%	1.75%	1.79%	1,698
(103) Agency Federal Home Loan Bank	AA+	1,000,000.00	979,230.00	1,000,000.00		11/23/16	11/23/21	1.65%	1.65%	1.68%	1,698
(104) Agency Federal Home Loan Bank	AA+	2,000,000.00	1,971,240.00	2,000,000.00		11/30/16	11/26/21	1.80%	1.80%	1.83%	1,701
(105) Agency Federal Home Loan Bank	AA+	1,000,000.00	982,640.00	1,000,000.00		12/09/16	12/09/21	1.60%	1.60%	1.63%	1,714
(106) CD TBK Bank SSB Dallas TX	NR	250,000.00	247,597.50	250,000.00		12/14/16	12/14/21	1.95%	1.95%	1.97%	1,719
(107) Agency Federal Home Loan Bank	AA+	1,000,000.00	995,800.00	1,000,000.00		12/21/16	12/21/21	2.20%	2.20%	2.21%	1,726
(108) Agency Federal Natl Mtg Assn	AA+	1,000,000.00	992,220.00	1,000,000.00		12/21/16	12/21/21	2.05%	2.05%	2.06%	1,726
(109) Supra Intl Bk Recon & Development	AAA	1,000,000.00	1,000,000.00	1,000,000.00		12/28/16	12/28/21	2.10%	2.10%	2.10%	1,733
(110) Agency Federal Home Ln Mtg Corp	AA+	1,000,000.00	994,190.00	1,000,000.00		12/30/16	12/30/21	2.05%	2.05%	2.06%	1,735
(111) Agency Federal Natl Mtg Assn	AA+	1,000,000.00	993,410.00	1,000,000.00		12/30/16	12/30/21	2.13%	2.13%	2.14%	1,735
(112) Agency Federal Home Ln Mtg Corp	AA+	1,000,000.00	1,000,360.00	999,000.00	(1,000.00)	02/28/17	02/28/22	2.20%	2.22%	2.20%	1,795
(113) Agency Federal Farm Credit Bank	AA+	1,000,000.00	999,670.00	1,000,000.00		03/01/17	03/01/22	2.28%	2.28%	2.28%	1,796
(114) Corp Exxon	AA+	1,000,000.00	1,000,180.00	1,005,000.00	5,000.00	03/06/17	03/06/22	2.40%	2.29%	2.40%	1,801
(115) Agency Federal Home Ln Mtg Corp step	AA+	1,000,000.00	997,090.00	1,000,000.00		03/15/17	03/15/22	2.00%	2.00%	2.00%	1,810
(116) Agency Federal Home Ln Mtg Corp	AA+	1,000,000.00	1,001,590.00	1,000,000.00		03/29/17	03/29/22	2.35%	2.35%	2.35%	1,824
(117) Total Marketable Securities		\$ 94,715,591.76	\$ 93,904,097.60	\$ 94,722,371.62	\$ 6,779.86		Averages		1.48%	1.49%	2.8
							2 Year Treasury Bill			1.27%	Yrs

(a) Provided by Union Bank, Institutional Custody at month end excluding LAIF and local CD.

(b) Provided by Bloomberg at the time of purchase.

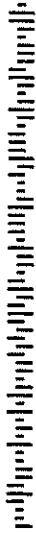
(118) Savings, checking and change funds		\$	590,728.58	\$	590,728.58						
(119) Trustee-held investments			1,337,927.04		1,337,927.04						
(120) Assessment district and essential employee bonds/loans			Not Available		1,244,983.62						
(121) Total					97,896,010.86						



GLOBAL CUSTODY SERVICES
 350 CALIFORNIA STREET, SUITE 2018
 SAN FRANCISCO, CA 94104

----- manifest line -----

CITY OF LAGUNA BEACH
 LAURA PARISI
 505 FOREST AVENUE
 LAGUNA BEACH, CA 92651



Account Statement

Statement Period

March 1, 2017 through March 31, 2017

Account Number

6736304910

Account Name

CITY OF LAGUNA BEACH

Relationship Manager

JEANNETTE SIMMONS

415-705-7210

Online Access

unionbank.com/trustandcustody

Investment Manager

DIRECTED

Contents

- Account Summary
- Principal Portfolio Summary
- Unrealized Gain/Loss Summary
- Cash Transactions Summary
- Asset Detail
- Maturity Summary
- Transaction Detail


Overview of Total Account Value

Closing Value on 12/31/2016	\$83,143,293.50
Opening Value on 03/01/2017	\$84,272,179.57
Closing Value on 03/31/2017	\$90,353,454.72
Net Change For Period	\$5,081,275.15

Overview of Account by Investment Category

Your Current Portfolio Mix

% of Total Account	Market Value	Description
0.00%	20.55	Cash & Cash Equivalents
67.26%	60,776,251.40	Government Obligations
6.07%	5,483,478.90	Municipal Obligations
23.37%	21,115,533.87	Corporate Obligations
3.30%	2,978,170.00	Non-US Securities
100.00%	\$90,353,454.72	Total Account Value





Account Number
6736304910

Account Name
CITY OF LAGUNA BEACH

Account Statement

Statement Period

March 1, 2017 through March 31, 2017

Principal Portfolio Summary

Description	Market Value	Percentage of Portfolio	Current Yield
Cash & Cash Equivalents	20.55	0.00%	0.00%
Government Obligations	60,776,251.40	67.26%	1.47%
Municipal Obligations	5,483,478.90	6.07%	1.67%
Corporate Obligations	21,115,533.87	23.37%	1.48%
Non-US Securities	2,978,170.00	3.30%	1.63%
Total Principal Portfolio	\$90,353,454.72	100.00%	1.49%

Unrealized Gain/Loss Summary

Description	Cost Basis	Market Value	Gain/Loss
Cash & Cash Equivalents	20.55	20.55	0.00
Government Obligations	61,491,052.50	60,776,251.40	(714,801.10)
Municipal Obligations	5,530,982.75	5,483,478.90	(47,503.85)
Corporate Obligations	21,144,954.61	21,115,533.87	(29,420.74)
Non-US Securities	3,001,790.00	2,978,170.00	(23,620.00)
Total Gain/Loss	\$91,168,800.41	\$90,353,454.72	(\$815,345.69)

Cash Transactions Summary

Receipts	Principal Cash
Interest	55,769.57
Maturities/Redemptions	498,000.00
Other Receipts	6,654,955.80
Total Receipts	\$7,208,724.57

Cash Transactions Summary (continued)

Disbursements	Principal Cash
Accrued Interest Paid	(3,013.89)
Purchases	(6,648,917.11)
Checking / Savings Deposit	(58,069.08)
Payments to/for Beneficiaries	(498,000.00)
Fees	(1,955.00)
Total Disbursements	(\$7,209,955.08)
Other Transactions	
Net Cash Management	1,230.51
Total Other Transactions	\$1,230.51
Total Net Transactions	\$0.00



Account Number
6736304910

Account Name
CITY OF LAGUNA BEACH

Account Statement

Statement Period

March 1, 2017 through March 31, 2017

Asset Detail - Principal Portfolio

Cash & Cash Equivalents

Asset Name	CUSIP	Shares/ Units Held	Cost Basis	Market Value	Price/ Date Priced	Percentage of Portfolio	Current Yield	Estimated Annual Income
Bank Deposit Accounts								
UNINVESTED CASH	904UC2491	20.5500	20.55	20.55	1.0000	0.00%	0.00%	0.00
Total Cash & Cash Equivalents			\$20.55	\$20.55		0.00%	0.00%	\$0.00

Government Obligations

Asset Name	CUSIP	Shares/ Units Held	Cost Basis	Market Value	Price/ Date Priced	Percentage of Portfolio	Current Yield	Estimated Annual Income
Federal Govt Agency								
FEDERAL HOME LOAN BANK BONDS 1.000% 06/09/2017	313379FW4	2,000,000.0000	1,999,380.00	2,000,560.00	100.0280 03/31/2017	2.21%	1.00%	20,000.00
FEDERAL HOME LOAN BANKS 0.7300% 10/5/2017	3130A6K71	1,000,000.0000	1,000,000.00	999,120.00	99.9120 03/31/2017	1.11%	0.73%	7,300.00
FEDERAL HOME LOAN BANKS 0.8400% 12/28/2017	313381K95	1,000,000.0000	1,000,000.00	998,100.00	99.8100 03/31/2017	1.10%	0.84%	8,400.00
FEDERAL FARM CR BKS 0.9400% 1/22/2018	3133ECDE1	1,000,000.0000	999,900.00	998,900.00	99.8900 03/31/2017	1.11%	0.94%	9,400.00
FEDERAL NATL MTG ASSN 1.0200% 1/30/2018	3135G0TM5	1,000,000.0000	999,750.00	998,250.00	99.8250 03/31/2017	1.10%	1.02%	10,200.00
FEDERAL FARM CR BKS 1.1100% 10/15/2018	3133EFHH3	1,000,000.0000	1,000,000.00	995,350.00	99.5350 03/31/2017	1.10%	1.12%	11,100.00
FEDERAL HOME LN MTG CORP 1.1000% 10/29/2018	3134672V2	1,000,000.0000	1,000,000.00	995,920.00	99.5920 03/31/2017	1.10%	1.10%	11,000.00





Account Number
6736304910

Account Name
CITY OF LAGUNA BEACH

Account Statement

Statement Period

March 1, 2017 through March 31, 2017

Asset Detail - Principal Portfolio (continued)

Government Obligations

Asset Name	CUSIP	Shares/ Units Held	Cost Basis	Market Value	Price/ Date Priced	Percentage of Portfolio	Current Yield	Estimated Annual Income
Federal Govt Agency								
FEDERAL NATL MTG ASSN NOTES 1.125% 12/14/18	313560672	2,000,000.0000	1,997,020.00	1,995,180.00	99.7590 03/31/2017	2.21%	1.13%	22,500.00
FEDERAL HOME LN MTG CORP 1.3500% 12/17/2018	313466S95	1,000,000.0000	1,000,000.00	1,000,320.00	100.0320 03/31/2017	1.11%	1.35%	13,500.00
FEDERAL FARM CR BKS 1.2000% 1/8/2019	3133EFH03	1,000,000.0000	1,000,000.00	997,200.00	99.7200 03/31/2017	1.10%	1.20%	12,000.00
FEDERAL FARM CR BKS 1.1100% 1/28/2019	3133EGN7	1,000,000.0000	1,000,000.00	996,380.00	99.6380 03/31/2017	1.10%	1.11%	11,100.00
FEDERAL FARM CR BKS 1.0300% 4/5/2019	3133EGJW6	1,520,000.0000	1,520,000.00	1,510,256.80	99.3590 03/31/2017	1.67%	1.04%	15,656.00
FEDERAL FARM CR BKS 1.1200% 6/27/2019	3133EGH00	1,000,000.0000	1,000,000.00	989,320.00	98.9320 03/31/2017	1.09%	1.13%	11,200.00
FEDERAL HOME LOAN MORTGAGE CORP 1.250% 07/26/2019	313468Q75	1,000,000.0000	1,000,000.00	983,970.00	98.3970 03/31/2017	1.10%	1.26%	12,500.00
FEDERAL NATL MTG ASSN 1.0500% 7/26/2019	3136G3A62	1,000,000.0000	1,000,000.00	986,480.00	98.6480 03/31/2017	1.09%	1.06%	10,500.00
FEDERAL NATL MTG ASSN 1.1250% 7/26/2019	3135G0M91	1,000,000.0000	998,970.00	992,400.00	99.2400 03/31/2017	1.10%	1.13%	11,250.00
FEDERAL NATL MTG ASSN 1.1000% 8/23/2019	3136G3X67	1,000,000.0000	1,000,000.00	990,020.00	99.0020 03/31/2017	1.10%	1.11%	11,000.00
FEDL FARM CREDIT BANK BONDS DTD 08/23/2016 1.13% 08/23/2019	3133EGS08	2,000,000.0000	2,000,000.00	1,980,300.00	99.0150 03/31/2017	2.19%	1.14%	22,600.00



Account Number
6736304910

Account Name
CITY OF LAGUNA BEACH

Account Statement


Statement Period

March 1, 2017 through March 31, 2017

Asset Detail - Principal Portfolio (continued)

Government Obligations

Asset Name	CUSIP	Shares/ Units Held	Cost Basis	Market Value	Price/ Date Priced	Percentage of Portfolio	Current Yield	Estimated Annual Income
Federal Govt Agency								
FEDERAL NATL MTG ASSN 1.2000% 9/27/2019	3136G35T8	1,000,000.0000	1,000,000.00	988,780.00	98.8780 03/31/2017	1.09%	1.21%	12,000.00
FEDERAL HOME LN MTG CORP 1.3500% 9/30/2019	3134G8PD5	1,000,000.0000	1,000,000.00	996,400.00	99.6400 03/31/2017	1.10%	1.35%	13,500.00
FEDERAL FARM CR BKS 1.3600% 10/28/2019	3133EFKY2	1,000,000.0000	1,000,000.00	992,420.00	99.2420 03/31/2017	1.10%	1.37%	13,600.00
FEDERAL FARM CR BKS 1.6400% 12/2/2019	3133EFRM1	1,000,000.0000	1,000,000.00	992,960.00	99.2960 03/31/2017	1.10%	1.65%	16,400.00
FEDERAL NATL MTG ASSN NTS 1.150% 12/30/2019	3136G3WW1	1,000,000.0000	1,000,000.00	982,410.00	98.2410 03/31/2017	1.09%	1.17%	11,500.00
FEDERAL FARM CR BKS 1.2000% 1/6/2020	3133EGJV8	1,000,000.0000	1,000,000.00	986,150.00	98.6150 03/31/2017	1.09%	1.22%	12,000.00
FEDERAL FARM CR BKS 1.2400% 1/13/2020	3133EGLE3	1,000,000.0000	999,350.80	983,480.00	98.3480 03/31/2017	1.09%	1.26%	12,400.00
FEDERAL FARM CREDIT BANKS 1.400% 02/24/2020	3133EFZT7	1,000,000.0000	1,000,000.00	992,640.00	99.2640 03/31/2017	1.10%	1.41%	14,000.00
FEDERAL NATL MTG ASSN 1.5000% 2/26/2020	3136G4HH9	1,000,000.0000	1,000,000.00	994,550.00	99.4550 03/31/2017	1.10%	1.51%	15,000.00
FEDERAL HOME LOAN BANKS 1.8500% 6/30/2020	3130AAGW2	1,000,000.0000	1,000,000.00	999,980.00	99.9980 03/31/2017	1.11%	1.85%	18,500.00
FEDERAL FARM CR BKS 1.3200% 7/20/2020	3133EGMN2	1,000,000.0000	1,000,000.00	975,530.00	97.5530 03/31/2017	1.08%	1.35%	13,200.00





Account Number
6736304910

Account Name
CITY OF LAGUNA BEACH

Account Statement

Statement Period

March 1, 2017 through March 31, 2017

Asset Detail - Principal Portfolio (continued)

Government Obligations

Asset Name	CUSIP	Shares/ Units Held	Cost Basis	Market Value	Price/ Date Priced	Percentage of Portfolio	Current Yield	Estimated Annual Income
Federal Govt Agency								
FEDERAL NATL MTG ASSN 1.3000% 9/29/2020	313664BR3	1,000,000.0000	1,000,000.00	972,080.00	97.2080 03/31/2017	1.08%	1.34%	13,000.00
FEDERAL FARM CR BKS 1.3750% 10/19/2020	3133EGMM4	1,000,000.0000	1,000,000.00	981,200.00	98.1200 03/31/2017	1.09%	1.40%	13,750.00
FEDERAL FARM CR BKS 1.4200% 1/12/2021	3133EGLH6	340,000.0000	339,405.00	330,813.20	97.2980 03/31/2017	0.37%	1.46%	4,828.00
FARMER MAC MTN 2.000% 01/15/2021	3132XOMT5	1,000,000.0000	1,000,000.00	1,004,030.00	100.4030 03/31/2017	1.11%	1.99%	20,000.00
FEDERAL FARM CR BKS 1.4400% 1/19/2021	3133EGMP7	2,000,000.0000	2,000,000.00	1,930,660.00	96.5330 03/31/2017	2.14%	1.49%	28,800.00
FEDERAL HOME LOAN MORTGAGE CORP 2.000% 03/29/2021	3134GBBM3	1,645,000.0000	1,644,177.50	1,643,980.10	99.9380 03/31/2017	1.82%	2.00%	32,900.00
FEDERAL HOME LOAN BANKS 1.6400% 6/14/2021	3130A8EN9	920,000.0000	920,000.00	904,304.80	98.2940 03/31/2017	1.00%	1.67%	15,088.00
FEDERAL NATL MTG ASSN CALL 1.5% 07/27/2021	313663A70	1,000,000.0000	1,000,000.00	976,240.00	97.6240 03/31/2017	1.08%	1.54%	15,000.00
FEDERAL NATL MTG ASSN 1.5000% 7/28/2021	313663XZ3	1,000,000.0000	1,000,000.00	975,580.00	97.5580 03/31/2017	1.08%	1.54%	15,000.00
FEDERAL NATL MTGE ASSN NOTES 1.600% 07/28/2021	313663J30	2,825,000.0000	2,825,000.00	2,730,701.50	96.6620 03/31/2017	3.02%	1.66%	45,200.00
FEDERAL NATL MTG ASSN 1.4000% 8/25/2021	313663Y33	1,000,000.0000	1,000,000.00	968,770.00	96.8770 03/31/2017	1.07%	1.45%	14,000.00



Account Number
6736304910

Account Name
CITY OF LAGUNA BEACH

Account Statement

Statement Period

March 1, 2017 through March 31, 2017

Asset Detail - Principal Portfolio (continued)

Government Obligations

Asset Name	CUSIP	Shares/ Units Held	Cost Basis	Market Value	Price/ Date Priced	Percentage of Portfolio	Current Yield	Estimated Annual Income
Federal Govt Agency								
FEDERAL HOME LN MTG CORP 1.6500% 9/29/2021	3134GAEF7	1,000,000.0000	1,000,000.00	966,330.00	96.6330 03/31/2017	1.07%	1.71%	16,500.00
FEDERAL NATL MTG ASSN 1.6000% 9/30/2021	3136G4BS1	1,000,000.0000	1,000,000.00	969,920.00	96.9920 03/31/2017	1.07%	1.65%	16,000.00
FEDERAL NATL MTG ASSN 1.6000% 10/28/2021	3136G4EU3	1,250,000.0000	1,250,000.00	1,210,875.00	96.8700 03/31/2017	1.34%	1.65%	20,000.00
FEDERAL HOME LOAN BANKS 1.6500% 11/23/2021	3130A9VY4	1,000,000.0000	1,000,000.00	979,230.00	97.9230 03/31/2017	1.08%	1.68%	16,500.00
FED HOME LOAN BANK BONDS DTD 11/30/2016 1.80% 11/26/2021	3130AAZS6	2,000,000.0000	2,000,000.00	1,971,240.00	98.5620 03/31/2017	2.18%	1.83%	36,000.00
FEDERAL HOME LOAN BANKS 1.6000% 12/9/2021	3130AAZT4	1,000,000.0000	1,000,000.00	982,640.00	98.2640 03/31/2017	1.09%	1.63%	16,000.00
FEDERAL HOME LOAN BANKS 2.2000% 12/21/2021	3130AADR6	1,000,000.0000	1,000,000.00	995,800.00	99.5800 03/31/2017	1.10%	2.21%	22,000.00
FEDERAL NATL MTG ASSN 2.0500% 12/21/2021	3136G4HY2	1,000,000.0000	1,000,000.00	992,220.00	99.2220 03/31/2017	1.10%	2.07%	20,500.00
FEDERAL HOME LN MTG CORP 2.0500% 12/30/2021	3134GAZR8	1,000,000.0000	1,000,000.00	994,190.00	99.4190 03/31/2017	1.10%	2.06%	20,500.00
FEDERAL NATL MTG ASSN 2.1250% 12/30/2021	3136G4KC6	1,000,000.0000	1,000,000.00	993,410.00	99.3410 03/31/2017	1.10%	2.14%	21,250.00
FEDERAL HOME LN MTG CORP 2.2000% 2/28/2022	3134GA4Z4	1,000,000.0000	999,000.00	1,000,360.00	100.0360 03/31/2017	1.11%	2.20%	22,000.00





Account Number
6736304910

Account Name
CITY OF LAGUNA BEACH

Account Statement

Statement Period

March 1, 2017 through March 31, 2017

Asset Detail - Principal Portfolio (continued)

Government Obligations

Asset Name	CUSIP	Shares/ Units Held	Cost Basis	Market Value	Price/ Date Priced	Percentage of Portfolio	Current Yield	Estimated Annual Income
Federal Govt Agency								
FEDL FARM CREDIT BANK BONDS DTD 03/01/2017 2.28% 03/01/2022	3133EHAV5	1,000,000.0000	1,000,000.00	999,670.00	99.9570 03/31/2017	1.11%	2.28%	22,800.00
FEDERAL HOME LN MTG CORP STEP CPN 3/15/2022	3134GASU4	1,000,000.0000	1,000,000.00	997,090.00	99.7090 03/31/2017	1.10%	2.01%	20,000.00
FEDERAL HOME LN MTG CORP 2.3500% 3/29/2022	3134GBCW0	1,000,000.0000	1,000,000.00	1,001,590.00	100.1590 03/31/2017	1.11%	2.35%	23,500.00
Total Government Obligations			\$61,491,052.50	\$60,776,251.40		67.26%	1.47%	\$894,422.00

Municipal Obligations

Asset Name	CUSIP	Shares/ Units Held	Cost Basis	Market Value	Price/ Date Priced	Percentage of Portfolio	Current Yield	Estimated Annual Income
Municipal Bonds								
CALIFORNIA ST FOR PREVIOUS ISSUES SEE 13 VAR PURP GO BDS 1.0000% 11/1/2017	13063CXU9	1,000,000.0000	1,000,000.00	999,010.00	99.9010 03/31/2017	1.11%	1.00%	10,000.00
CALIFORNIA ST FOR PREVIOUS ISSUES SEE 13 VAR PURP FEDERALLY TAXABLE GO 2.2500% 5/1/2019	13063CKL3	1,000,000.0000	1,007,080.00	1,015,070.00	101.5070 03/31/2017	1.12%	2.22%	22,500.00
UNIVERSITY CALIF REVS FOR PREVIOUS ISSUE GEN REV BDS 1.7960% 7/1/2019	914125SB2	830,000.0000	830,000.00	834,473.70	100.5390 03/31/2017	0.92%	1.79%	14,906.80
CALIFORNIA ST FOR PREVIOUS ISSUES SEE 13 VARIOUS PURP GO BDS 1.5000% 4/1/2021	13063CP97	870,000.0000	870,000.00	846,301.20	97.2760 03/31/2017	0.94%	1.54%	13,050.00



Account Number
6736304910

Account Name
CITY OF LAGUNA BEACH

Account Statement

Statement Period

March 1, 2017 through March 31, 2017

Asset Detail - Principal Portfolio (continued)

Municipal Obligations

Asset Name	CUSIP	Shares/ Units Held	Cost Basis	Market Value	Price/ Date Priced	Percentage of Portfolio	Current Yield	Estimated Annual Income
Municipal Bonds								
UNIV CALIF REGTS MED CTR POOLED REV MED CTR POOLED REV BDS 1.6280% 5/15/2021	913366HV5	825,000.0000	823,902.75	802,164.00	97.2320 03/31/2017	0.89%	1.67%	13,365.00
UNIVERSITY CALIF REVS FOR PREVIOUS ISSUE LTD PROJ REV BDS 1.7840% 5/15/2021	914126L86	1,000,000.0000	1,000,000.00	986,460.00	98.6460 03/31/2017	1.09%	1.81%	17,940.00
Total Municipal Obligations			\$5,530,982.75	\$5,483,478.90		6.07%	1.67%	\$91,661.80

Corporate Obligations

Asset Name	CUSIP	Shares/ Units Held	Cost Basis	Market Value	Price/ Date Priced	Percentage of Portfolio	Current Yield	Estimated Annual Income
Corporate Bonds								
PEPSICO INC SR NOTES DTD 08/13/2012 1.25% 08/13/2017	713448CB2	1,110,000.0000	1,118,325.00	1,110,099.90	100.0090 03/31/2017	1.23%	1.25%	13,875.00
COCA-COLA CO DTD 10/27/2015 0.875% 10/27/2017	191216BR0	1,000,000.0000	999,739.61	998,450.00	99.8450 03/31/2017	1.11%	0.88%	8,750.00
CHEVRON CORP DTD 12/05/2012 1.104% 12/05/2017	166764AA8	1,086,000.0000	1,086,000.00	1,084,185.38	99.8330 03/31/2017	1.20%	1.11%	11,989.44
IBM CORP NOTE 1.125% 02/06/2018	459200HZ7	1,000,000.0000	999,420.00	998,610.00	99.8610 03/31/2017	1.11%	1.13%	11,250.00
JOHN DEERE CAPITAL CORP DTD 07/14/2015 1.60% 07/13/2018	24422ESX8	1,000,000.0000	1,000,000.00	1,001,170.00	100.1170 03/31/2017	1.11%	1.50%	16,000.00





Account Number
6736304910

Account Name
CITY OF LAGUNA BEACH

Account Statement

Statement Period

March 1, 2017 through March 31, 2017

Asset Detail - Principal Portfolio (continued)

Corporate Obligations

Asset Name	CUSIP	Shares/ Units Held	Cost Basis	Market Value	Price/ Date Priced	Percentage of Portfolio	Current Yield	Estimated Annual Income
Corporate Bonds								
MICROSOFT CORP NOTE 1.625% 12/06/2018	594918AV6	1,000,000.0000	993,150.00	1,004,190.00	100.4190 03/31/2017	1.11%	1.62%	16,250.00
MICROSOFT CORP BONDS DTD 08/08/2016 1.10% 08/08/2019	594918BN3	1,000,000.0000	1,000,000.00	989,080.00	98.9080 03/31/2017	1.09%	1.11%	11,000.00
PFIZER INC SR GLOBAL NOTE DTD 11/21/2016 1.70% 12/15/2019	717081EB5	1,000,000.0000	1,002,320.00	999,140.00	99.9140 03/31/2017	1.11%	1.70%	17,000.00
CHEVRON CORP 2.100% 05/16/2021	166764BG4	1,500,000.0000	1,500,000.00	1,486,815.00	99.1210 03/31/2017	1.63%	2.12%	31,500.00
EXXON MOBIL CORP 2.3970% 3/6/2022	30231GAJ1	1,000,000.0000	1,005,000.00	1,000,180.00	100.0180 03/31/2017	1.11%	2.40%	23,970.00
Certificate of Dep-Negotiable								
STERLING SVGS BK WA 0.6500% 5/3/2017	8595316Q3	250,000.0000	250,000.00	249,995.00	99.9980 03/31/2017	0.28%	0.65%	1,625.00
WELLS FARGO BK N A 0.9000% 5/12/2017	9497482P1	250,000.0000	250,000.00	250,085.00	100.0220 03/31/2017	0.28%	0.90%	2,250.00
RANCHO SANTA FE THRIFT & LN 0.8000% 5/15/2017	752144AN5	250,000.0000	250,000.00	250,067.50	100.0230 03/31/2017	0.28%	0.80%	2,000.00
INDEPENDENT BK MEMPHIS TENN 0.8500% 5/26/2017	45383UDF5	250,000.0000	250,000.00	250,090.00	100.0360 03/31/2017	0.28%	0.85%	2,125.00
STATE BK INDIA NEW YORK NY 1.4000% 9/11/2017	856284Z80	249,000.0000	249,000.00	249,433.26	100.1740 03/31/2017	0.28%	1.40%	3,486.00



Account Number
6736304910

Account Name
CITY OF LAGUNA BEACH

Account Statement

Statement Period

March 1, 2017 through March 31, 2017

Asset Detail - Principal Portfolio (continued)

Corporate Obligations

Asset Name	CUSIP	Shares/ Units Held	Cost Basis	Market Value	Price/ Date Priced	Percentage of Portfolio	Current Yield	Estimated Annual Income
Certificate of Dep-Negotiable								
BANK HAPPAALIM B M NEW YORK 1.3000% 9/15/2017	06251AD64	249,000.0000	249,000.00	249,555.27	100.2230 03/31/2017	0.28%	1.30%	3,237.00
GOLD COAST BK CHICAGO ILL 1.0000% 9/19/2017	38058KCG9	250,000.0000	250,000.00	250,212.50	100.0850 03/31/2017	0.28%	1.00%	2,500.00
WORLD FINL CAPITAL BANK 1.0500% 9/21/2017	98146QDMD	245,000.0000	245,000.00	245,264.60	100.1080 03/31/2017	0.27%	1.05%	2,572.50
MUFG UNION BANK 1.2500% 9/29/2017	62478TBQ1	250,000.0000	250,000.00	249,995.00	99.9980 03/31/2017	0.28%	1.25%	3,125.00
AMERICAN EXPRESS CENTRN 1.5500% 10/4/2017	02587DLD8	250,000.0000	250,000.00	251,075.00	100.4300 03/31/2017	0.28%	1.54%	3,875.00
FIRST NIAGARA BK N A NY 1.1500% 10/30/2017	33583CSS9	250,000.0000	250,000.00	250,410.00	100.1640 03/31/2017	0.28%	1.15%	2,875.00
CAPITAL ONE BK USA NATL ASSN 1.3500% 11/27/2017	140420RB8	250,000.0000	250,000.00	250,567.50	100.2270 03/31/2017	0.28%	1.35%	3,375.00
ISRAEL DISC BK NEW YORK NY 1.2500% 1/22/2018	465076JB4	250,000.0000	250,000.00	250,895.00	100.3560 03/31/2017	0.28%	1.25%	3,125.00
BMW BK NORTH AMER SALT LAKE 1.1500% 3/27/2018	05560ABG8	250,000.0000	250,000.00	250,040.00	100.0160 03/31/2017	0.28%	1.15%	2,875.00
JP MORGAN CHASE BANK NA 1.3000% 4/10/2018	48125T6E0	250,000.0000	250,000.00	250,385.00	100.1540 03/31/2017	0.28%	1.30%	3,250.00
WASHINGTON TR CO WESTERLY R 1.4000% 6/15/2018	940637GJ9	250,000.0000	250,000.00	250,597.50	100.2390 03/31/2017	0.28%	1.40%	3,500.00





Account Number
6736304910

Account Name
CITY OF LAGUNA BEACH

Account Statement

Statement Period

March 1, 2017 through March 31, 2017

Asset Detail - Principal Portfolio (continued)

Corporate Obligations

Asset Name	CUSIP	Shares/ Units Held	Cost Basis	Market Value	Price/ Date Priced	Percentage of Portfolio	Current Yield	Estimated Annual Income
Certificate of Dep-Negotiable								
COMPASS BK BIRMINGHAM ALA 1.5000% 6/25/2018	20451PPP5	250,000.0000	250,000.00	250,790.00	100.3160 03/31/2017	0.28%	1.50%	3,750.00
SALLIE MAE BK SLT LAKE CITY 1.9000% 10/22/2018	795450UC7	250,000.0000	250,000.00	251,045.00	100.4180 03/31/2017	0.28%	1.89%	4,750.00
AMERICAN EXP FED SVGS BK INS 1.9500% 10/23/2018	02587CCB4	250,000.0000	250,000.00	251,042.50	100.4170 03/31/2017	0.28%	1.94%	4,875.00
HARDIN CNTY SVGS BK ELDORA I 1.1000% 10/30/2018	412022BNA	248,000.0000	248,000.00	249,182.96	100.4770 03/31/2017	0.28%	1.09%	2,728.00
BARCLAYS BK DEL 1.8500% 12/17/2018	06740KJBA	250,000.0000	250,000.00	250,877.50	100.3510 03/31/2017	0.28%	1.84%	4,625.00
MERCANTIL COMMERCEBANK N A 1.6000% 12/28/2018	58733ACJ6	250,000.0000	250,000.00	250,800.00	100.3200 03/31/2017	0.28%	1.59%	4,000.00
KEY BK NATL ASSN OHIO 1.5500% 1/22/2019	49306SVY9	250,000.0000	250,000.00	251,820.00	100.7280 03/31/2017	0.28%	1.54%	3,875.00
ALLY BK MIDVALE UTAH 1.3500% 3/25/2019	02006LZE6	250,000.0000	250,000.00	249,405.00	99.7620 03/31/2017	0.23%	1.35%	3,375.00
COMMERCIAL BK ALA MICH 1.5000% 3/29/2019	201282GV6	250,000.0000	250,000.00	249,722.50	99.8890 03/31/2017	0.28%	1.50%	3,750.00
LUANA SVGS BK IOWA 1.0000% 7/8/2019	549103WE5	250,000.0000	250,000.00	247,602.50	99.0410 03/31/2017	0.27%	1.01%	2,500.00
PRIVATEBANK & TC CHICAGO ILL 1.0500% 7/22/2019	74267GVH7	250,000.0000	250,000.00	246,962.50	98.7850 03/31/2017	0.27%	1.06%	2,625.00



Account Number
6736304910

Account Name
CITY OF LAGUNA BEACH

Account Statement

Statement Period

March 1, 2017 through March 31, 2017

Asset Detail - Principal Portfolio (continued)

Corporate Obligations

Asset Name	CUSIP	Shares/ Units Held	Cost Basis	Market Value	Price/ Date Priced	Percentage of Portfolio	Current Yield	Estimated Annual Income
Certificate of Dep-Negotiable								
DISCOVER BK 1.2000% 9/26/2019	254672H35	250,000.0000	250,000.00	247,435.00	98.9740 03/31/2017	0.27%	1.21%	3,000.00
FSGBANK N A CHATTANOOGA TN 1.5000% 10/11/2019	35951WFB5	250,000.0000	250,000.00	252,915.00	101.1660 03/31/2017	0.28%	1.48%	3,750.00
SYNCHRONY BANK 1.8000% 1/30/2020	87164WFD5	250,000.0000	250,000.00	252,550.00	101.0200 03/31/2017	0.28%	1.78%	4,500.00
RIVERWOOD BK BEMIDJI MINN 1.6500% 3/30/2020	76951DAP5	250,000.0000	250,000.00	252,777.50	101.1110 03/31/2017	0.28%	1.63%	4,125.00
GOLDMAN SACHS BK USA 1.8000% 4/13/2020	36162PGK2	250,000.0000	250,000.00	251,702.50	100.6810 03/31/2017	0.28%	1.79%	4,500.00
CIT BANK SALT LAKE CITY UTAH 2.0000% 5/28/2020	17264DBB7	250,000.0000	250,000.00	251,662.50	100.6650 03/31/2017	0.28%	1.99%	5,000.00
CELTIC BK SALT LAKE CITY UTA 1.2000% 7/27/2020	15118RLD7	250,000.0000	250,000.00	246,042.50	98.4170 03/31/2017	0.27%	1.22%	3,000.00
CAPITAL ONE NATL ASSN VA 2.4000% 8/19/2020	14042E5U0	250,000.0000	250,000.00	253,870.00	101.5480 03/31/2017	0.28%	2.36%	6,000.00
GOLDMAN SACHS BK USA NY 2.3500% 8/26/2020	38148JF63	250,000.0000	250,000.00	254,280.00	101.7120 03/31/2017	0.28%	2.31%	5,875.00
WORLDS FOREMOST BK SYDNEY NE 2.3000% 9/30/2020	981571BV3	200,000.0000	200,000.00	202,724.00	101.3620 03/31/2017	0.22%	2.27%	4,600.00
HSBC BANK USA NA 1.6000% 11/17/2020	40434AC72	250,000.0000	250,000.00	250,805.00	100.3220 03/31/2017	0.28%	1.59%	4,000.00





Account Number
6736304910

Account Name
CITY OF LAGUNA BEACH

Account Statement

Statement Period

March 1, 2017 through March 31, 2017

Asset Detail - Principal Portfolio (continued)

Corporate Obligations

Asset Name	CUSIP	Shares/ Units Held	Cost Basis	Market Value	Price/ Date Priced	Percentage of Portfolio	Current Yield	Estimated Annual Income
Certificate of Dep-Negotiable								
FIRST BUSINESS BK MADISON WI 1.5000%	319360R97	250,000.0000	250,000.00	245,295.00	98.1180 03/31/2017	0.27%	1.53%	3,750.00
BENEFICIAL MUT SVGS PA 1.5000%	081730B86	250,000.0000	250,000.00	243,482.50	97.3930 03/31/2017	0.27%	1.54%	3,750.00
EVERBANK JACKSONVILLE FLA 1.5000%	29976DW55	250,000.0000	250,000.00	242,595.00	97.0380 03/31/2017	0.27%	1.55%	3,750.00
TBK BK SSB DALLAS TEX 1.9500%	87219RBB9	250,000.0000	250,000.00	247,497.50	99.0390 03/31/2017	0.27%	1.97%	4,875.00

Non-US Securities

Asset Name	CUSIP	Shares/ Units Held	Cost Basis	Market Value	Price/ Date Priced	Percentage of Portfolio	Current Yield	Estimated Annual Income
Supranational Obligations								
INTERNATIONAL BK FOR RECON & 1.0000%	459058EM1	1,000,000.0000	1,001,790.00	998,620.00	99.8620 03/31/2017	1.11%	1.00%	10,000.00
INTL BK RECON DEV MTNS BE 1.7500%	45905UZR8	1,000,000.0000	1,000,000.00	979,550.00	97.9550 03/31/2017	1.08%	1.79%	17,500.00
Total Corporate Obligations			\$21,144,954.61	\$21,115,533.87		23.37%	1.48%	\$312,707.94



Account Number
6736304910

Account Name
CITY OF LAGUNA BEACH

Account Statement

Statement Period

March 1, 2017 through March 31, 2017

Asset Detail - Principal Portfolio (continued)

Non-US Securities

Asset Name	CUSIP	Shares/ Units Held	Cost Basis	Market Value	Price/ Date Priced	Percentage of Portfolio	Current Yield	Estimated Annual Income
Supranational Obligations								
INTL BK RECON DEV MTNS 2.100% 12/28/2021	45905UA79	1,000,000.0000	1,000,000.00	1,000,000.00	100.0000 12/19/2016	1.11%	2.10%	21,000.00
Total Non-US Securities			\$3,001,790.00	\$2,978,170.00		3.30%	1.63%	\$48,500.00
Total Principal Portfolio			\$91,168,800.41	\$90,353,454.72		100.00%	1.49%	\$1,347,291.74
Total Account Values			\$91,168,800.41	\$90,353,454.72		100.00%	1.49%	\$1,347,291.74

Maturity Summary

	Face Value	Par Value	Cost Basis	Market Value	Percentage of Market Value
2017		12,189,000.000	12,198,234.61	12,184,856.91	13.49%
2018		12,498,000.000	12,486,340.00	12,493,545.46	13.83%
2019		21,100,000.000	21,108,370.00	20,972,923.00	23.21%
2020		10,200,000.000	10,199,350.00	10,102,024.00	11.18%
2021		30,175,000.000	30,172,485.25	29,601,194.80	32.76%
2022		5,000,000.000	5,004,000.00	4,998,890.00	5.53%
2023					
2024					
2025					
2026					
Ten-to-Fourteen Years					
Fifteen-to-Nineteen Years					
Twenty Years and Over	\$0.00	91,162,000.000	\$91,168,779.86	\$90,353,434.17	100.00%
Total					





Account Number
6736304910

Account Name
CITY OF LAGUNA BEACH

Account Statement

Statement Period

March 1, 2017 through March 31, 2017

Transaction Detail

Date	Activity Description	CUSIP	Principal Cash	Cost Basis
Beginning Balance			\$0.00	\$85,019,113.81
03/01/17	Interest REVERSAL OF INTEREST EARNED ON COMMERCIAL BK C/D 1.500% 3/29/19 (0.001274)/DOLLAR ON 250,000 DOLLARS DUE 2/28/2017	201282GV6	(318.49)	
03/01/17	Interest CASH RECEIPT OF INTEREST EARNED ON COMMERCIAL BK C/D 1.500% 3/29/19 0.001192/DOLLAR ON 250,000 DOLLARS DUE 2/28/2017	201282GV6	297.95	
03/01/17	Interest REVERSAL OF INTEREST EARNED ON RIVERWOOD BK BEMID CD1.650% 3/30/20 (0.001401)/DOLLAR ON 250,000 DOLLARS DUE 2/28/2017	76951DAP5	(350.34)	
03/01/17	Interest CASH RECEIPT OF INTEREST EARNED ON RIVERWOOD BK BEMID CD1.650% 3/30/20 0.001356/DOLLAR ON 250,000 DOLLARS DUE 2/28/2017	76951DAP5	339.04	
03/01/17	Other Receipts CASH RECEIPT WIRE TRANSFER RECEIPTS STATE OF CALIFORNIA/CITY OF LAGUNA BEACH		2,093,000.00	
03/01/17	Purchases PURCHASED 1,000,000 PAR VALUE OF FFCB BDS 2.280% 3/01/22 TRADE DATE 02/23/17 PURCHASED THROUGH STF 1,000,000 PAR VALUE AT 100 %	3133EHAV5	(1,000,000.00)	1,000,000.00
03/01/17	Purchases PURCHASED 1,000,000 PAR VALUE OF COCA-COLA CO BDS 0.875% 10/27/17 TRADE DATE 02/24/17 PURCHASED THROUGH WACHOVIA CAPITAL MARKETS, LLC. 1,000,000 PAR VALUE AT 99.973961 %	191216BR0	(999,739.61)	999,739.61
03/01/17	Accrued Interest Paid PAID ACCRUED INTEREST ON PURCHASE OF COCA-COLA CO BDS 0.875% 10/27/17	191216BR0	(3,013.89)	



Account Number
6736304910

Account Name
CITY OF LAGUNA BEACH

Account Statement

Statement Period

March 1, 2017 through March 31, 2017

Transaction Detail (continued)

Date	Activity Description	CUSIP	Principal Cash	Cost Basis
03/01/17	Checking / Savings Deposit CASH DISBURSEMENT PAID TO BANK OF AMERICA (ABA) DEPOSIT TO CHG		(1,251.06)	
03/03/17	Checking / Savings Deposit CASH DISBURSEMENT PAID TO BANK OF AMERICA (ABA) DEPOSIT TO CHG		(214.66)	
03/06/17	Other Receipts CASH RECEIPT WIRE TRANSFER RECEIPTS STATE OF CALIFORNIA/CITY OF LAGUNA BEACH		1,005,000.00	
03/06/17	Purchases PURCHASED 1,000,000 PAR VALUE OF EXXON MOBIL CO BBS 2.397% 3/06/22 TRADE DATE 02/23/17 PURCHASED THROUGH NATL FINL SVCS CORP 1,000,000 PAR VALUE AT 100.5 %	302316AJ1	(1,005,000.00)	1,005,000.00
03/13/17	Interest CASH RECEIPT OF INTEREST EARNED ON FSG BANK NA CHATTAN CD1.500% 10/11/19 0.001151/DOLLAR ON 250,000 DOLLARS DUE 3/11/2017	36951WFB5	287.67	
03/13/17	Interest CASH RECEIPT OF INTEREST EARNED ON STATE BK INDJA C/D 1.400% 9/11/17 0.006942/DOLLAR ON 249,000 DOLLARS DUE 3/11/2017	856284Z80	1,728.67	
03/13/17	Interest CASH RECEIPT OF INTEREST EARNED ON BENEFICIAL MUT C/D 1.500% 9/13/21 0.007438/DOLLAR ON 250,000 DOLLARS DUE 3/12/2017	081730BR6	1,859.59	
03/13/17	Interest CASH RECEIPT OF INTEREST EARNED ON WELLS FARGO BK C/D 0.900% 5/12/17 0.00069/DOLLAR ON 250,000 DOLLARS DUE 3/12/2017	9497482P1	172.60	
03/13/17	Interest CASH RECEIPT OF INTEREST EARNED ON RANCHO SANTA FE C/D 0.800% 5/15/17 0.000614/DOLLAR ON 250,000 DOLLARS DUE 3/13/2017	752144AN5	153.42	





Account Number
6736304910

Account Name
CITY OF LAGUNA BEACH

Account Statement

Statement Period

March 1, 2017 through March 31, 2017

Transaction Detail (continued)

Date	Activity Description	CUSIP	Principal Cash	Cost Basis
03/14/17	Interest CASH RECEIPT OF INTEREST EARNED ON TBK BK SSB C/D 1.950% 12/14/21 0.004808/DOLLAR ON 250,000 DOLLARS DUE 3/14/2017	87219R889	1,202.05	
03/14/17	Checking / Savings Deposit CASH DISBURSEMENT PAID TO BANK OF AMERICA (ABA) DEPOSIT TO CHG		(4,201.95)	
03/15/17	Other Receipts CASH RECEIPT WIRE TRANSFER RECEIPTS STATE OF CALIFORNIA/CITY OF LAGUNA BEACH		1,000,000.00	
03/15/17	Purchases PURCHASED 1,000,000 PAR VALUE OF FILMC MTN S/U 2.000% 3/15/22 TRADE DATE 02/24/17 PURCHASED THROUGH STF 1,000,000 PAR VALUE AT 100 %	3134GA5U4	(1,000,000.00)	1,000,000.00
03/15/17	Interest CASH RECEIPT OF INTEREST EARNED ON BANK HAPDALIM C/D 1.300% 9/15/17 0.006447/DOLLAR ON 249,000 DOLLARS DUE 3/15/2017	06251AD64	1,605.20	
03/15/17	Checking / Savings Deposit CASH DISBURSEMENT PAID TO BANK OF AMERICA (ABA) DEPOSIT TO CHG		(1,202.05)	
03/16/17	Checking / Savings Deposit CASH DISBURSEMENT PAID TO BANK OF AMERICA (ABA) DEPOSIT TO CHG		(1,815.32)	
03/16/17	Other Receipts CASH RECEIPT PAYMENT OF FEES For Period Ending 20170131		1,955.00	
03/16/17	Fees UB FEE COLLECTED For Period Ending 20170131		(1,955.00)	



Account Number
6736304910

Account Name
CITY OF LAGUNA BEACH

Account Statement

Statement Period

March 1, 2017 through March 31, 2017

Transaction Detail (continued)

Date	Activity Description	CUSIP	Principal Cash	Cost Basis
03/20/17	Payments to/for Beneficiaries CASH DISBURSEMENT PAID TO CITY OF LAGUNA BEACH TRANSFER FUNDS TO OTHER ACCT TRANSFER TO LAIF, CONFIRM #1492385		(249,000.00)	
03/20/17	Maturities/Redemptions MATURED 249,000 DOLLARS OF CAPITAL BK MIAMI C/D 1.050% 3/20/17 TRADE DATE 03/20/17 249,000 DOLLARS AT 100 %	139800BN5	249,000.00	(249,000.00)
03/20/17	Interest CASH RECEIPT OF INTEREST EARNED ON GOLD COAST C/D 1.000% 9/19/17 0.000767/DOLLAR ON 250,000 DOLLARS DUE 3/19/2017	38058KCG9	191.78	
03/20/17	Interest CASH RECEIPT OF INTEREST EARNED ON CAPITAL BK MIAMI C/D 1.050% 3/20/17 0.005236/DOLLAR ON 249,000 DOLLARS DUE 3/20/2017	139800BN5	1,303.67	
03/21/17	Interest CASH RECEIPT OF INTEREST EARNED ON WORLD FINL CAP BK C/1.050% 9/21/17 0.000805/DOLLAR ON 245,000 DOLLARS DUE 3/21/2017	981460DM0	197.34	
03/21/17	Checking / Savings Deposit CASH DISBURSEMENT PAID TO BANK OF AMERICA (ABA) DEPOSIT TO CHG		(1,495.45)	
03/22/17	Checking / Savings Deposit CASH DISBURSEMENT PAID TO BANK OF AMERICA (ABA) DEPOSIT TO CHG		(197.34)	
03/24/17	Payments to/for Beneficiaries CASH DISBURSEMENT PAID TO CITY OF LAGUNA BEACH TRANSFER FUNDS TO OTHER ACCT TRANSFER TO LAIF, CONFIRM #1492386		(249,000.00)	





Account Number
6736304910

Account Name
CITY OF LAGUNA BEACH

Account Statement

Statement Period

March 1, 2017 through March 31, 2017

Transaction Detail (continued)

Date	Activity Description	CUSIP	Principal Cash	Cost Basis
03/24/17	Maturities/Redemptions MATURED 249,000 DOLLARS OF FLUSHING BK NY C/D 1.100% 3/24/17 TRADE DATE 03/24/17 249,000 DOLLARS AT 100 %	34387AAM1	249,000.00	(249,000.00)
03/24/17	Interest CASH RECEIPT OF INTEREST EARNED ON ALLY BK MIDVALE C/D 1.350% 3/25/19 0.006695/DOLLAR ON 250,000 DOLLARS DUE 3/24/2017	02006LZE6	1,673.63	
03/27/17	Interest CASH RECEIPT OF INTEREST EARNED ON INDEPENDENT BK C/D 0.850% 5/26/17 0.00652/DOLLAR ON 250,000 DOLLARS DUE 3/26/2017	45383UOF5	163.01	
03/27/17	Interest CASH RECEIPT OF INTEREST EARNED ON BMW BK NO AMER C/D 1.150% 3/27/18 0.005703/DOLLAR ON 250,000 DOLLARS DUE 3/27/2017	05580ABG8	1,425.69	
03/27/17	Interest CASH RECEIPT OF INTEREST EARNED ON FNMA NTS 1.200% 9/27/19 0.006/\$1 PY ON 1,000,000 PAR VALUE DUE 3/27/2017	3136635T8	6,000.00	
03/27/17	Checking / Savings Deposit CASH DISBURSEMENT PAID TO BANK OF AMERICA (ABA) DEPOSIT TO CHG		(1,531.05)	
03/28/17	Interest CASH RECEIPT OF INTEREST EARNED ON FLUSHING BK NY C/D 1.100% 3/24/17 0.001115/DOLLAR ON 249,000 DOLLARS DUE 3/24/2017	34387AAM1	277.65	
03/28/17	Checking / Savings Deposit CASH DISBURSEMENT PAID TO BANK OF AMERICA (ABA) DEPOSIT TO CHG		(7,588.70)	
03/29/17	Interest CASH RECEIPT OF INTEREST EARNED ON IBRD MTNS 2.100% 12/28/21 0.00525/\$1 PY ON 1,000,000 PAR VALUE DUE 3/28/2017	45905UA79	5,250.00	



Account Number
6736304910

Account Name
CITY OF LAGUNA BEACH

Account Statement

Statement Period

March 1, 2017 through March 31, 2017

Transaction Detail (continued)

Date	Activity Description	CUSIP	Principal Cash	Cost Basis
03/29/17	Other Receipts CASH RECEIPT WIRE TRANSFER RECEIPTS STATE OF CALIFORNIA/CITY OF LAGUNA BEACH		2,645,000.00	
03/29/17	Purchases PURCHASED 1,645,000 PAR VALUE OF FHLMC MTN 2.000% 3/29/21 TRADE DATE 03/13/17 PURCHASED THROUGH STF 1,645,000 PAR VALUE AT 99.95 %	31346BBM3	(1,644,177.50)	1,644,177.50
03/29/17	Purchases PURCHASED 1,000,000 PAR VALUE OF FHLMC NTS 2.350% 3/29/22 TRADE DATE 03/15/17 PURCHASED THROUGH STF 1,000,000 PAR VALUE AT 100 %	31346BCW0	(1,000,000.00)	1,000,000.00
03/29/17	Interest CASH RECEIPT OF INTEREST EARNED ON FHLMC NTS 1.650% 9/29/21 0.00825/\$1 PV ON 1,000,000 PAR VALUE DUE 3/29/2017	31346AEF7	8,250.00	
03/29/17	Interest CASH RECEIPT OF INTEREST EARNED ON FNMA NT 1.300% 9/29/20 0.0065/\$1 PV ON 1,000,000 PAR VALUE DUE 3/29/2017	313664BR3	6,500.00	
03/29/17	Checking / Savings Deposit CASH DISBURSEMENT PAID TO BANK OF AMERICA (ABA) DEPOSIT TO CHG		(277.65)	
03/30/17	Interest CASH RECEIPT OF INTEREST EARNED ON RIVERWOOD BK BEMID CD1.650% 3/30/20 0.001311/DOLLAR ON 250,000 DOLLARS DUE 3/29/2017	76951DAP5	327.74	
03/30/17	Interest CASH RECEIPT OF INTEREST EARNED ON HARDIN CNTY SVGS BK 1.100% 10/30/18 0.000904/DOLLAR ON 248,000 DOLLARS DUE 3/30/2017	412022BN4	224.22	





Account Number
6736304910

Account Name
CITY OF LAGUNA BEACH

Account Statement

Statement Period

March 1, 2017 through March 31, 2017

Transaction Detail (continued)

Date	Activity Description	CUSIP	Principal Cash	Cost Basis
03/30/17	Interest CASH RECEIPT OF INTEREST EARNED ON MUFG UNION BANK C/D 1.250% 9/29/17 0.006285/DOLLAR ON 250,000 DOLLARS DUE 3/30/2017	62478TBO1	1,571.18	
03/30/17	Interest CASH RECEIPT OF INTEREST EARNED ON WORLD'S FOREMOST BK 2.300% 9/30/20 0.00189/DOLLAR ON 200,000 DOLLARS DUE 3/30/2017	981571BV3	378.08	
03/30/17	Interest CASH RECEIPT OF INTEREST EARNED ON FHLMC MTN 1.350% 9/30/19 0.00675/\$1 PV ON 1,000,000 PAR VALUE DUE 3/30/2017	313468PD5	6,750.00	
03/30/17	Interest CASH RECEIPT OF INTEREST EARNED ON FNMA NT 1.600% 9/30/21 0.008/\$1 PV ON 1,000,000 PAR VALUE DUE 3/30/2017	313664BS1	8,000.00	
03/30/17	Checking / Savings Deposit CASH DISBURSEMENT PAID TO BANK OF AMERICA (ABA) DEPOSIT TO CHG		(21,138.94)	
03/31/17	Interest CASH RECEIPT OF INTEREST EARNED ON COMMERCIAL BK C/D 1.500% 3/29/19 0.001233/DOLLAR ON 250,000 DOLLARS DUE 3/30/2017	201282GV6	308.22	
03/31/17	Checking / Savings Deposit CASH DISBURSEMENT PAID TO BANK OF AMERICA (ABA) DEPOSIT TO CHG		(17,154.91)	
	Net Cash Management TOTAL ACTIVITY FOR UNINVESTED CASH FROM 03/01/17 TO 03/31/17	904UC2491	1,230.51	(1,230.51)
Net Activity			\$0.00	\$6,149,686.60
Ending Balance			\$0.00	\$91,168,800.41